

Alpha's in-house range

Standard Colors













Thanks to Alpha, architects can now indulge in design and colour variations.

The optical properties of the microprofiled sheet plate makes the doors perfectly suited to modern industrial architecture.

Alpha's in-house range offers 12 common RAL colours to give each door its very own personality– at no extra cost. Thanks to this selection of colourfast coil coatings, the doors can always be seamlessly integrated into your company's look.

Do you have special requirements when it comes to the colour? Alpha can offer you a whole rainbow of colours.



ISO 40/60 	ISO 40 	ISO 40/60 	ISO 40/60 
RAL 3000	RAL 5003	RAL 5010	RAL 6009
ISO 40/60 	ISO 40/60/80 	ISO 40/60 	ISO 40/60/80 
RAL 7005	RAL 7016	RAL 8014	RAL 9002
ISO 40 	ISO 40/60/80 	ISO 40/60 	ISO 40/60 
RAL 9005	RAL 9006	RAL 9007	RAL 9010

Dark colors are to be avoided in alignment with the sun in double-walled steel doors, as a possible deflection can damage the door.