

Alpha's in-house range

Standard Colors














Thanks to Alpha, architects can now indulge in design and colour variations.

The optical properties of the microprofiled sheet plate makes the doors perfectly suited to modern industrial architecture.

Alpha's in-house range offers 13 common RAL colours to give each door its very own personality– at no extra cost. Thanks to this selection of colourfast coil coatings, the doors can always be seamlessly integrated into your company's look.

Do you have special requirements when it comes to the colour? Alpha can offer you a whole rainbow of colours.



ISO 40/60  RAL 3000	ISO 40  RAL 5003	ISO 40/60  RAL 5010	ISO 40/60  RAL 6009	ISO 40/60  RAL 7005
ISO 40/60/80  RAL 7016	ISO 40  RAL 7021	ISO 40/60  RAL 8014	ISO 40/60/80  RAL 9002	ISO 40  RAL 9005
ISO 40/60/80  RAL 9006	ISO 40/60  RAL 9007	ISO 40/60  RAL 9010		

Dark colors are to be avoided in alignment with the sun in double-walled steel doors, as a possible deflection can damage the door.